

USN

--	--	--	--	--	--	--	--	--	--	--	--

15ME73

Seventh Semester B.E. Degree Examination, July/August 2022 Control Engineering

Time: 3 hrs.

Max. Marks: 80

Note: Answer any FIVE full questions, choosing ONE full question from each module.

Module-1

- 1 a. Explain open loop and closed loop control systems, with block diagram. What are the advantages and disadvantages of a closed loop system over an open loop system. (10 Marks)
- b. What are the requirements of a Ideal Control system? Briefly explain. (06 Marks)

OR

- 2 a. Explain Feed forward and Feed backward control system with block diagram. (06 Marks)
- b. What are control actions? Briefly explain proportional, proportional plus derivative and proportional plus derivative plus integral controllers, with block diagram. (10 Marks)

Module-2

- 3 a. Write the equilibrium equations for the mechanical system shown in Fig. Q3 (a), hence obtain transfer function $\frac{x_2(S)}{F(S)}$. (08 Marks)

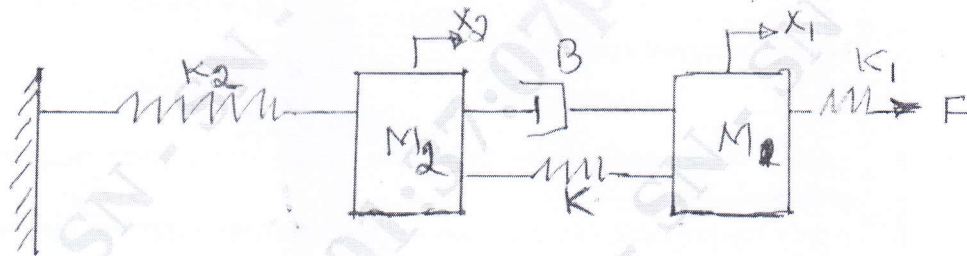


Fig. Q3 (a)

- b. A thermometer is dipped in a vessel containing liquid at a constant temperature of $\theta_1(t)$. The Thermometer has a thermal capacitance for storing heat as C and the thermal resistance to limit heat flow as R. If the temperature indicated by the thermometer is $\theta_0(t)$, obtain the transfer function of the system. (08 Marks)

OR

- 4 a. Reduce the block diagram shown in Fig. Q4 (a) to its simplest possible form and find its closed loop transfer function. (08 Marks)

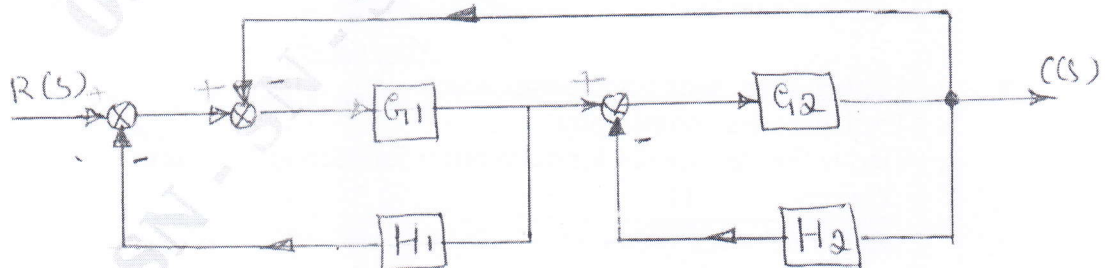


Fig. Q4 (a)

Important Note : 1. On completing your answers, compulsorily draw diagonal cross lines on the remaining blank pages.
2. Any revealing of identification, appeal to evaluator and /or equations written eg, 42+8 = 50, will be treated as malpractice.

- b. Use MANSON'S gain formula to obtain transfer function of the system shown in Fig.Q4 (b). (08 Marks)

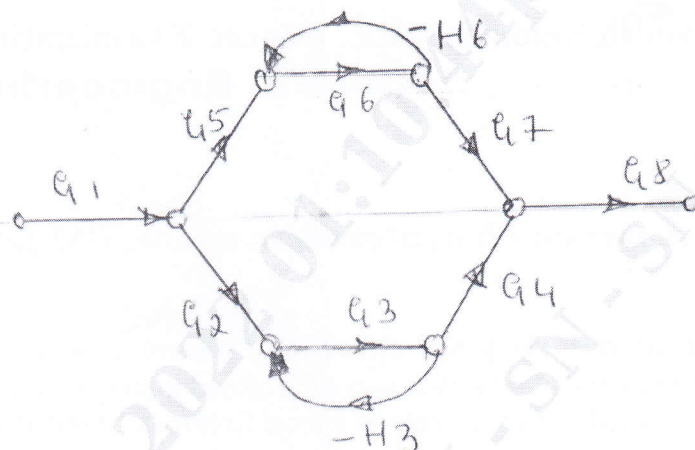


Fig. Q4 (b)

Module-3

- 5 a. Derive an expression for the unit step response of first order system. (08 Marks)
 b. Ascertain the stability of the system given by the characteristic equation, $s^5 + 2s^4 + 3s^3 + 6s^2 + 2s + 1 = 0$ using R-H criteria. (08 Marks)

OR

- 6 Sketch the root locus plot for, $G(s)H(s) = \frac{K}{s(s+1)(s+2)(s+3)}$. For what values of K the system becomes unstable. (16 Marks)

Module-4

- 7 a. Explain Gain cross over frequency, phase cross over frequency and Nyquist stability criterion. (04 Marks)
 b. Apply Nyquist stability criterion to the system with transfer function, $G(s)H(s) = \frac{K}{s(s+2)(s+10)}$ and calculate the range of values of K for stability. (12 Marks)

OR

- 8 The open loop transfer function of a unity feedback system is,

$$G(s) = \frac{Ke^{-0.1s}}{s(1+0.1s)(1+s)}$$

Sketch the Bode plot, determine the value of K so that the gain margin of the system is 20 dB. (16 Marks)

Module-5

- 9 a. Explain state, state vector, state space. (03 Marks)
 b. Explain series compensator. (03 Marks)
 c. Derive the state model for the transfer function given below:

$$\frac{Y(s)}{u(s)} = \frac{12}{6s^3 + 12s^2 + 3s + 24}$$

(10 Marks)

OR

- 10 a. Explain state controllability and observability. (04 Marks)
b. Find the observability of the state model.

$$\begin{bmatrix} \dot{x}_1 \\ \dot{x}_2 \\ \dot{x}_3 \end{bmatrix} = \begin{bmatrix} 0 & 1 & 0 \\ 0 & 0 & 1 \\ 0 & -2 & -3 \end{bmatrix} \begin{bmatrix} x_1 \\ x_2 \\ x_3 \end{bmatrix} + \begin{bmatrix} 0 \\ 0 \\ 1 \end{bmatrix} u$$

$$Y = \begin{bmatrix} 3 & 4 & 1 \end{bmatrix} \begin{bmatrix} x_1 \\ x_2 \\ x_3 \end{bmatrix}$$

using Kalman's test.

(12 Marks)
